








ALL PRICES INCLUDE LASER ENGRAVING

asi37015
asi37015

PRODUCT	SH	PART N	OVERALL SIZE (W/ BASE)	MAXIMUM IMAGE AREA	1 - 2		3 - 9		10 - 24		25 - 99	
					1/2"	3/4"	1/2"	3/4"	1/2"	3/4"	1/2"	3/4"
 BALL PAGE 7		BALL5	3 1/2 x 5 1/2	2 1/2 x 4	31.46	34.32	29.04	31.68	26.62	29.04	25.42	27.72
		BALL8	5 x 8	4 x 6 1/2	45.76	48.62	42.24	44.88	38.72	41.14	36.96	39.28
		BALL9	5 1/2 x 9	4 1/2 x 7 1/2	57.20	62.92	52.80	58.08	48.40	53.24	46.20	50.82
		BALL10	6 1/2 x 10 1/2	5 1/2 x 9	80.08	88.66	73.92	81.84	67.76	75.02	64.68	71.62
		BALL12	8 x 12 1/2	7 x 11	108.68	120.12	100.32	110.88	91.96	101.64	87.78	97.02
 BOWLING SET PAGE 7		BOWL8	4 1/2 x 9	3 x 7 1/2	45.76	51.48	42.24	47.52	38.72	43.56	36.96	41.58
		BOWL9	5 x 9 1/2	4 x 8	57.20	62.92	52.80	58.08	48.40	53.24	46.20	50.82
		BOWL10	5 1/2 x 10 1/2	4 1/2 x 9	71.50	80.08	66.00	73.92	60.50	67.76	57.76	64.68
		BOWL12	6 x 12	5 x 10 1/2	88.66	97.24	81.84	89.76	75.02	82.28	71.62	78.54
		BOWL14	7 x 14	6 x 12 1/2	111.54	125.84	102.96	116.16	94.38	106.48	90.10	101.64
 GOLF CLUB & BALL PAGE 7		GFCB5	4 1/2 x 5 1/2	3 1/2 x 4	31.46	34.32	29.04	31.68	26.62	29.04	25.42	27.72
		GFCB7	6 x 7	5 x 5 1/2	51.48	57.20	47.52	52.80	43.56	48.40	41.58	46.20
		GFCB9	8 x 9 1/2	7 x 8	88.66	97.24	81.84	89.76	75.02	82.28	71.62	78.54
		GFCB11	9 x 11	8 x 9 1/2	131.56	143.00	121.44	132.00	111.32	121.00	106.26	115.50
 POLICE SHIELD PAGE 7		SHLD5	4 x 5 1/2	3 x 4	37.18	40.04	34.32	36.96	31.46	33.88	30.04	32.34
		SHLD7	6 x 7 1/2	5 x 6	57.20	62.92	52.80	58.08	48.40	53.24	46.20	50.82
		SHLD10	8 x 10 1/2	7 x 9	91.52	102.96	84.48	95.04	77.44	87.12	73.92	83.16
		SHLD13	10 x 13	9 x 11 1/2	120.12	145.86	110.88	134.64	101.64	123.42	97.02	117.82
		SHLD15	12 x 15	11 x 13 1/2	157.30	194.48	145.20	179.52	133.10	164.56	127.06	157.08
 FIRE HELMET PAGE 7		FIHL4	4 x 4 1/2	3 x 3	31.46	34.32	29.04	31.68	26.62	29.04	25.42	27.72
		FIHL7	6 1/2 x 7	5 1/2 x 5 1/2	51.48	57.20	47.52	52.80	43.56	48.40	41.58	46.20
		FIHL8	7 1/2 x 8	6 1/2 x 6 1/2	62.92	68.64	58.08	63.36	53.24	58.08	50.82	55.44
		FIHL9	8 x 9	7 x 7 1/2	82.94	91.52	76.56	84.48	70.18	77.44	67.00	73.92
		FIHL14	14 x 14	13 x 12 1/2	143.00	157.30	132.00	145.20	121.00	133.10	115.50	127.06
 SAILBOAT I PAGE 7		SLBT5	4 1/2 x 5 1/2	3 1/2 x 4	37.18	40.04	34.32	36.96	31.46	33.88	30.04	32.34
		SLBT7	6 x 7 1/2	5 x 6	57.20	60.06	52.80	55.44	48.40	50.82	46.20	48.52
		SLBT8	7 x 8 1/2	6 x 7	80.08	85.80	73.92	79.20	67.76	72.60	64.68	69.30
		SLBT9	7 1/2 x 9 1/2	6 1/2 x 8	100.10	105.82	92.40	97.68	84.70	89.54	80.86	85.48
		SLBT10	8 x 10 1/2	7 x 9	122.98	131.56	113.52	121.44	104.06	111.32	99.34	106.26

(8A)



JADE AND BLUE - 20% ADDITIONAL

GENERAL INFORMATION

BASE OPTIONS:

(page number 2 in catalog)

SPLIT-BASE, 3/4" thick, included with stand alone products. **TRADITIONAL BASE**, 3/4" thick: Add **10%**.

PEDESTAL BASES, Acrylic or Wood, 3/4" thick: Add **30%** to each piece price. The minimum is **\$6.25_(G)**.

LARGE WALNUT BASES, 17/8" thick: Add **50%** to each piece price. The minimum is **\$12.50_(G)**.

Tops and Bases may be beveled – contact Customer Service for pricing

Clear, Jade and Blue Acrylic - Laser Engraving included in price. Jade or Blue: Add 20% . Reverse Laser Engraving: Add 15%. White or Black Acrylic - Laser Engraving and One Color Fill included in price. Second Color - \$5.00_(G) per area, per piece.

Art Preparation:

Mechanical/Make-Ready: Up to 7x9 **\$43.75_(G)** Up to 9x12 **\$50.00_(G)** Up to 12x15 **\$60.00_(G)** larger sizes quoted

Artwork Proof: Faxed paper proofs are always provided at no charge for Typographical Proofing.

One Artwork Layout is included with our Mechanical/Make-Ready Charge. Supply us with a camera-ready logo, artwork or a sketch of how you want your award to look. Any additional layouts will be charged at **50%** of Mechanical/Make-Ready.

Format Change: When only multiple lines of copy change, there is a charge of **\$12.50_(G)** for each **format change** instead of a full Mechanical/Make-Ready charge.

Illustrations: Photo conversion to a line drawing will be quoted by factory after review.

Personalization: **\$2.50_(G)** per line, per piece.

How your art should be supplied:

- We can accept original black and white camera-ready art.
- Art can also be e-mailed. Please fax a copy of your e-mail for comparison.
- We can accept black and white files in CorelDraw (up to version 8.0), Tiff or EPS formats.
- If creating in Adobe Illustrator (version 10.0 or lower) you must convert any text and/or fonts to outline format and export the file for Mac.
- All Graphics should have 300 Resolution.
- We cannot use a JPEG or any art with a screen or tint or halftone.

Delivery and Shipping Information:

Standard Production Time. 10-15 business days after artwork approval (depending on quantity)

Rush Service 2-3 days will be accommodated whenever possible. If Rush Delivery extends our normal factory working hours, then additional charges will be quoted.

Shipping Information: All orders F.O.B. Factory Holtsville, N.Y.

Shipping & Handling Charges: Per Carton **\$ 4.75_(G)** plus freight


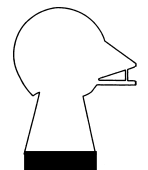
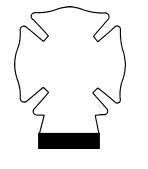

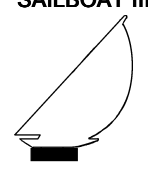

Claims and Insurance: All shipments are insured.

Should you incur any Freight Damage, notify Customer Service within **3** days.

Claims **must** be accompanied by all of the original packaging materials.









Packaging: Products are packaged in a durable white corrugated box for maximum protection.

Product Minimum Order: **\$43.75_(G)**

PRODUCT	SH	PART N	OVERALL SIZE (W x H x B) (IN)	MAXIMUM IMAGE AREA	1 - 2		3 - 9		10 - 24		25 - 99	
					1/2"	3/4"	1/2"	3/4"	1/2"	3/4"	1/2"	3/4"
 PAGE 7	TENR5		4 x 5	3 x 3 1/2	31.46	34.32	29.04	31.68	26.62	29.04	25.42	27.72
	TENR7		6 x 7 1/2	5 x 6	57.20	62.92	52.80	58.08	48.40	53.24	46.20	50.82
	TENR8		7 x 8 1/2	6 x 7	68.64	74.36	63.36	68.64	58.08	62.92	55.44	60.06
	TENR9		8 x 9 1/2	7 x 8	82.94	94.38	76.56	87.12	70.18	79.86	67.00	76.24
	TENR14		12 x 14 1/2	11 x 13	145.86	168.74	134.64	155.76	123.42	142.78	117.82	136.30
 PAGE 7	FTHL5		4 x 5 1/2	3 x 4	31.46	34.32	29.04	31.68	26.62	29.04	25.42	27.72
	FTHL7		6 x 7 1/2	5 x 6	57.20	62.92	52.80	58.08	48.40	53.24	46.20	50.82
	FTHL8		6 1/2 x 8 1/2	5 1/2 x 7	68.64	74.36	63.36	68.64	58.08	62.92	55.44	60.06
	FTHL9		7 1/2 x 9 1/2	6 1/2 x 8	85.80	91.52	79.20	84.48	72.60	77.44	69.30	73.92
	FTHL13		10 x 13	9 x 11 1/2	128.70	145.86	118.80	134.64	108.90	123.42	103.96	117.82
 PAGE 7	MACR6		5 1/2 x 6 1/2	4 1/2 x 5	51.48	57.20	47.52	52.80	43.56	48.40	41.58	46.20
	MACR7		6 1/2 x 8	5 1/2 x 6 1/2	65.78	71.50	60.72	66.00	55.66	60.50	53.14	57.76
	MACR8		7 x 8 1/2	6 x 7	77.22	82.94	71.28	76.56	65.34	70.18	62.38	67.00
	MACR11		9 x 11	8 x 9 1/2	108.68	117.26	100.32	108.24	91.96	99.22	87.78	94.72
	MACR13		11 x 13 1/2	10 x 12	134.42	163.02	124.08	150.48	113.74	137.94	108.58	131.68
	MACR17		14 x 17	13 x 15 1/2	200.20	248.82	184.80	229.68	169.40	210.54	161.70	200.98
 PAGE 7	SHWH6		4 1/2 x 6	3 x 1	51.48	57.20	47.52	52.80	43.56	48.40	41.58	46.20
	SHWH8		6 x 8	4 x 2	62.92	68.64	58.08	63.36	53.24	58.08	50.82	55.44
	SHWH10		8 x 10 1/2	5 x 3	88.66	97.24	81.84	89.76	75.02	82.28	71.62	78.54
	SHWH12		9 x 12	6 x 4	108.68	120.12	100.32	110.88	91.96	101.64	87.78	97.02
	SHWH15		12 x 15 1/2	8 x 5	151.58	183.04	139.92	168.96	128.26	154.88	122.44	147.84
 PAGE 7	SLB37		6 x 7 1/2	5 x 6	48.62	54.34	44.88	50.16	41.14	45.98	39.28	43.90
	SLB39		7 1/2 x 9 1/2	6 1/2 x 8	68.64	77.22	63.36	71.28	58.08	65.34	55.44	62.38
	SLB312		9 x 12	8 x 10 1/2	102.96	117.26	95.04	108.24	87.12	99.22	83.16	94.72
	SLB315		12 x 15	11 x 13 1/2	157.30	180.18	145.20	166.32	133.10	152.46	127.06	145.54
 PAGE 7	FTBL4		3 1/2 x 4 1/2	2 x 3	31.46	34.32	29.04	31.68	26.62	29.04	25.42	27.72
	FTBL7		6 x 7	5 x 5 1/2	51.48	57.20	47.52	52.80	43.56	48.40	41.58	46.20
	FTBL8		6 1/2 x 8	5 1/2 x 6 1/2	62.92	68.64	58.08	63.36	53.24	58.08	50.82	55.44
	FTBL9		7 1/2 x 9 1/2	6 1/2 x 8	85.80	94.38	79.20	87.12	72.60	79.86	69.30	76.24
	FTBL10		8 1/2 x 10 1/2	7 1/2 x 9	108.68	117.26	100.32	108.24	91.96	99.22	87.78	94.72
	FTBL14		12 x 14	11 x 12 1/2	134.42	151.58	124.08	139.92	113.74	128.26	108.58	122.44

ALL PRICES INCLUDE LASER ENGRAVING

TABLE OF CONTENTS

PRODUCT SH	PART N	OVERALL SIZE (W x H BASE)	MAXIMUM IMAGE AREA	1 - 2		3 - 9		10 - 24		25 - 99	
				1/2"	3/4"	1/2"	3/4"	1/2"	3/4"	1/2"	3/4"
STATE SHAPE  PAGE 6	FLDA8	7 x 8 1/2	6 x 7	57.20	62.92	52.80	58.08	48.40	53.24	46.20	50.82
	FLDA10	9 x 10	8 x 8 1/2	85.80	97.24	79.20	89.76	72.60	82.28	69.30	78.54
TORCH  PAGE 6	TRCH9	3 x 9	3 x 7 1/2	40.04	42.90	36.96	39.60	33.88	36.30	32.34	34.65
	TRCH10	4 x 10 1/2	3 x 9	57.20	60.06	52.80	55.44	48.40	50.82	46.20	48.51
	TRCH14	5 x 14	4 x 12 1/2	80.08	88.66	73.92	81.84	67.76	75.02	64.68	71.61
	TRCH17	6 x 17	5 x 15 1/2	111.54	128.70	102.96	118.80	94.38	108.90	90.09	103.95
STATE SHAPE  PAGE 6	TEXS6	4 1/2 x 6	3 1/2 x 4 1/2	42.90	45.76	39.60	42.24	36.30	38.72	34.66	36.96
	TEXS7	6 1/2 x 8	5 1/2 x 6 1/2	62.92	68.64	58.08	63.36	53.24	58.08	50.82	55.44
	TEXS8	7 x 8 1/2	6 x 7	74.36	80.08	68.64	73.92	62.92	67.76	60.06	64.68
	TEXS10	9 1/2 x 10	8 1/2 x 8 1/2	88.66	101.54	81.84	93.72	75.02	85.92	71.62	82.02
	TEXS16	16 1/2 x 16 1/2	15 1/2 x 15	171.60	200.20	158.40	184.80	145.20	169.40	138.60	161.70
RISING STAR  PAGE 6	RSTR5	5 x 5	4 x 3 1/2	37.18	40.04	34.32	36.96	31.46	33.88	30.03	32.34
	RSTR6	6 x 6	5 x 4 1/2	51.48	54.34	47.52	50.16	43.56	45.98	41.58	43.89
	RSTR8	8 x 8	7 x 6 1/2	68.64	77.22	63.36	71.28	58.08	65.34	55.44	62.37
	RSTR9	9 x 9	8 x 7 1/2	85.80	97.24	79.20	89.76	72.60	82.28	69.30	78.54
	RSTR10	10 x 9 1/2	9 x 8	105.82	120.12	97.68	110.88	89.54	101.64	85.47	97.02
STATE SHAPE  PAGE 6	NWYK4	5 x 4 1/2	4 x 3	45.76	48.62	42.24	44.88	38.72	41.14	36.96	39.28
	NWYK8	8 1/2 x 8	7 1/2 x 6 1/2	71.50	77.22	66.00	71.28	60.50	65.34	57.76	62.38
	NWYK9	10 x 9 1/2	9 x 8	105.82	117.26	97.68	108.24	89.54	99.22	85.48	94.72
ALL STATES ARE AVAILABLE - CALL FACTORY FOR PRICING											
USA  PAGE 6	USA5	8 x 5 1/2	7 x 4	51.48	57.20	47.52	52.80	43.56	48.40	41.58	46.20
	USA7	9 1/2 x 7	8 1/2 x 5 1/2	68.64	74.36	63.36	68.64	58.08	62.92	55.44	60.06
	USA8	11 x 8	10 x 6 1/2	85.80	94.38	79.20	87.12	72.60	79.86	69.30	76.24
	USA9	12 1/2 x 9	11 1/2 x 7 1/2	100.10	114.40	92.40	105.60	84.70	96.80	80.86	92.40
	USA10	14 1/2 x 10	13 1/2 x 8 1/2	125.84	143.00	116.16	132.00	106.48	121.00	101.64	115.50
APPLE  PAGE 6	APPL4	4 x 4 1/2	3 x 3	31.46	34.32	29.04	31.68	26.62	29.04	25.41	27.72
	APPL6	5 1/2 x 6 1/2	4 1/2 x 5	48.62	51.48	44.88	47.52	41.14	43.56	39.27	41.58
	APPL8	7 1/2 x 8 1/2	6 1/2 x 7	71.50	77.22	66.00	71.28	60.50	65.34	57.75	62.37
SPADE  PAGE 6	SPDE6	4 x 6	3 x 4 1/2	37.18	40.04	34.32	36.96	31.46	33.88	30.03	32.34
	SPDE8	5 1/2 x 8 1/2	4 1/2 x 7	54.34	60.06	50.16	55.44	45.98	50.82	43.89	48.51
	SPDE12	8 x 12	7 x 10 1/2	85.80	102.96	79.20	95.04	72.60	87.12	69.30	83.16



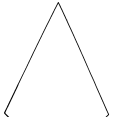

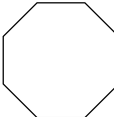
(8A)

PRICE PAGE NO.	PRODUCT NAME	CATALOG PAGE NO.	PRICE PAGE NO.	PRODUCT NAME	CATALOG PAGE NO.
10	APPLE	6	5	OBELISK	3
9	APPLE/LEAF	6	4	OCTAGON	3
4	ARROWHEAD	3	6	PINNACLE	4
4	ARROWHEAD (example of reverse etching)	5	12	POLICE SHIELD	7
12	BALL SHAPE	7	8	PRISM	5
12	BOWLING SET	7	4 & 8	RECTANGLE	3 & 5
4	CIRCLE	3	5	RECTANGLE/Clipped Point	3
6	CLIPPED RECTANGLE	3	10	RISING STAR	6
8	CLIPPED TRIANGLE	5	7	ROUNDED RECTANGLE	4
9	CONSTRUCTION HAT	5	12	SAILBOAT I	7
7	DOME	4	11	SAILBOAT III	7
9	EAGLE	5	11	SHIP'S WHEEL	7
8	ELEPHANT	5	6	SLANT TOWER	4
4	EQUILATERAL TRIANGLE	3	10	SPADE	6
12	FIRE HELMET	7	5	SQUARE DIAMOND	3
7	FLAME	4	9	STAR	6
11	FOOTBALL	7	9	STATE SHAPE/CALIFORNIA	6
11	FOOTBALL HELMET	7	10	STATE SHAPE/FLORIDA	6
8	GLOBE	5	10	STATE SHAPE/NEW YORK	6
12	GOLF CLUB & BALL	7	10	STATE SHAPE/TEXAS	6
8	HEART	5	6	STRAIGHT TOWER	4
5	HEXAGON	3	5	TALL TRIANGLE	3
9	HOUSE	5	11	TENNIS RACQUET	7
5	ICE PEAK	3	10	TORCH	6
6	KEYHOLE	4	6	TOWER	4
9	LIGHT BULB	6	9	TOY TRAIN	5
11	MALTESE CROSS	7	10	USA	6
7	MARQUIS	4	7	WIDE PINNACLE	4
8	NUMBER ONE	4	7	WIDE TOWER	4
A SMALL SAMPLING OF OUR CUSTOM PRODUCTS ARE SHOWN ON PAGE #8 IN CATALOG CALL CUSTOMER SERVICE FOR PRICING INFORMATION Any Product can be produced in any color or thickness					

We also do Screening – contact Customer Service for quotation.

JADE AND BLUE - 20% ADDITIONAL


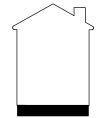






ALL PRICES INCLUDE LASER ENGRAVING

PRODUCT	SH	PART N	OVERALL SIZE (W/ BASE)	MAXIMUM IMAGE AREA	1 - 2		3 - 9		10 - 24		25 - 99	
					1/2"	3/4"	1/2"	3/4"	1/2"	3/4"	1/2"	3/4"
CIRCLE 		CIRC4	4 x 4	3 x 2 1/2	31.46	34.32	29.04	31.68	26.62	29.04	25.42	27.72
		CIRC5	5 x 5	4 x 3 1/2	37.18	42.90	34.32	39.60	31.46	36.30	30.04	34.66
		CIRC6	6 x 6	5 x 4 1/2	48.62	62.92	44.88	58.08	41.14	53.24	39.28	50.82
		CIRC7	7 x 7	6 x 5 1/2	74.36	82.94	68.64	76.56	62.92	70.18	60.06	67.00
		CIRC8	8 x 8	7 x 6 1/2	94.38	102.96	87.12	95.04	79.86	87.12	76.24	83.16
	PAGE 3		CIRC9	9 x 9	8 x 7 1/2	117.26	128.70	108.24	118.80	99.22	108.90	94.72
EQUILATERAL TRIANGLE 		EQTR4	4 x 4 1/2	3 x 3	25.74	28.60	23.76	26.40	21.78	24.20	20.80	23.10
		EQTR5	5 x 5 1/2	4 x 4	40.04	42.90	36.96	39.60	33.88	36.30	32.34	34.66
		EQTR6	6 x 6 3/4	5 x 5 1/4	54.34	60.06	50.16	55.44	45.98	50.82	43.90	48.52
		EQTR7	7 x 7 1/2	6 x 6	60.06	68.64	55.44	63.36	50.82	58.08	48.52	55.44
		EQTR8	8 x 8	7 x 6 1/2	74.36	80.08	68.64	73.92	62.92	67.76	60.06	64.68
	PAGE 3		EQTR9	9 x 9	8 x 7 1/2	91.52	102.96	84.48	95.04	77.44	87.12	73.92
ARROWHEAD 		ARHD5	4 x 5 1/2	3 x 4	31.46	34.32	29.04	31.68	26.62	29.04	25.42	27.72
		ARHD6	5 x 6 1/2	4 x 5	40.04	42.90	36.96	39.60	33.88	36.30	32.34	34.66
		ARHD8	6 x 8	5 x 6 1/2	54.34	60.06	50.16	55.44	45.98	50.82	43.90	48.52
		ARHD9	7 x 9	6 x 7 1/2	68.64	77.22	63.36	71.28	58.08	65.34	55.44	62.38
	PAGES 3 & 5		ARHD10	8 x 10 1/2	7 x 9	80.08	94.38	73.92	87.12	67.76	79.86	64.68
RECTANGLE 		RECT4	4 x 6 1/2	3 x 5	37.18	40.04	34.32	36.96	31.46	33.88	30.04	32.34
		RECT57	5 x 7 1/2	4 x 6	48.62	54.34	44.88	50.16	41.14	45.98	39.28	43.90
		RECT58	5 x 8 1/2	4 x 7	51.48	57.20	47.52	52.80	43.56	48.40	41.58	46.20
		RECT6	6 x 6 1/2	5 x 5	48.62	54.34	44.88	50.16	41.14	45.98	39.28	43.90
		RECT61	6 x 10 1/2	5 x 9	68.64	77.22	63.36	71.28	58.08	65.34	55.44	62.38
		RECT7	7 x 9 1/2	6 x 8	82.94	91.52	76.56	84.48	70.18	77.44	67.00	73.92
		RECT81	8 x 10 1/2	7 x 9	117.26	131.56	108.24	121.44	99.22	111.32	94.72	106.26
	PAGES 3 & 5		RECT9	9 x 13	8 x 11 1/2	137.28	165.88	126.72	153.12	116.16	140.36	110.88
OCTAGON 		OCTG4	4 x 4 1/2	3 x 3	31.46	34.32	29.04	31.68	26.62	29.04	25.42	27.72
		OCTG5	5 x 5 1/2	4 x 4	40.04	42.90	36.96	39.60	33.88	36.30	32.34	34.66
		OCTG6	6 x 6 1/2	5 x 5	54.34	60.06	50.16	55.44	45.98	50.82	43.90	48.52
		OCTG7	7 x 7 1/2	6 x 6	68.64	74.36	63.36	68.64	58.08	62.92	55.44	60.06
		OCTG8	8 x 8 1/2	7 x 7	85.80	97.24	79.20	89.76	72.60	82.28	69.30	78.54
		OCTG9	9 x 9 1/2	8 x 8	120.12	131.56	110.88	121.44	101.64	111.32	97.02	106.26
	PAGE 3		OCTG10	10 x 10 1/2	9 x 9	140.14	157.30	129.36	145.20	118.58	133.10	113.20

JADE AND BLUE - 20% ADDITIONAL

(8A)

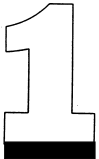






ALL PRICES INCLUDE LASER ENGRAVING

PRODUCT	SH	PART N	OVERALL SIZE (W/ BASE)	MAXIMUM IMAGE AREA	1 - 2		3 - 9		10 - 24		25 - 99		
					1/2"	3/4"	1/2"	3/4"	1/2"	3/4"	1/2"	3/4"	
EAGLE 		EAGL4	4 x 4 1/2	3 x 1	37.18	40.04	34.32	36.96	31.46	33.88	30.04	32.34	
		EAGL5	5 1/2 x 5 1/2	4 x 2	48.62	51.48	44.88	47.52	41.14	43.56	39.28	41.58	
		EAGL7	7 x 7 1/2	5 x 3	62.92	68.64	58.08	63.36	53.24	58.08	50.82	55.44	
		EAGL9	9 x 9	7 x 4	88.66	97.24	81.84	89.76	75.02	82.28	71.62	78.54	
	PAGE 5		EAGL10	10 x 10	8 x 5	114.40	125.84	105.60	116.16	96.80	106.48	92.40	101.64
HOUSE 		HOUS5	4 x 5 1/2	3 x 4	34.32	37.18	31.68	34.32	29.04	31.46	27.72	30.04	
		HOUS7	5 1/2 x 7 1/2	4 1/2 x 6	45.76	51.48	42.24	47.52	38.72	43.56	36.96	41.58	
		HOUS9	6 x 9	5 x 7 1/2	62.92	68.64	58.08	63.36	53.24	58.08	50.82	55.44	
	PAGE 5		HOUS11	8 x 11	7 x 9 1/2	85.80	97.24	79.20	89.76	72.60	82.28	69.30	78.54
CONSTRUCTION HAT 		CONH6	6 x 5	5 x 3 1/2	40.04	42.90	36.96	39.60	33.88	36.30	32.34	34.66	
		CONH7	7 x 5 1/2	6x4	51.48	54.34	47.52	50.16	43.56	45.98	41.58	43.90	
		CONH8	8 x 6 1/2	7x5	62.92	68.64	58.08	63.36	53.24	58.08	50.82	55.44	
	PAGE 5		CONH10	10 x 8	9x7	82.94	94.38	76.56	87.12	70.18	79.86	67.00	76.24
TOY TRAIN 		TYTR6	6 x 4 1/2	5 x 3	42.90	45.76	39.60	42.24	36.30	38.72	34.66	36.96	
		TYTR8	8 1/2 x 6 1/2	7 1/2 x 5	57.20	62.92	52.80	58.08	48.40	53.24	46.20	50.82	
	PAGE 5		TYTR10	10 x 7 1/2	9 x 6	77.22	88.66	71.28	81.84	65.34	75.02	62.38	71.62
STAR 		STAR3	3 x 3 1/2	2 x 2	28.60	31.46	26.40	29.04	24.20	26.62	23.10	25.41	
		STAR4	4 x 4 1/2	3 x 3	34.32	37.18	31.68	34.32	29.04	31.46	27.72	30.03	
		STAR5	5 x 5 1/2	4 x 4	40.04	42.90	36.96	39.60	33.88	36.30	32.34	34.65	
		STAR6	6 x 6 1/2	5 x 5	51.48	54.34	47.52	50.16	43.56	45.98	41.58	43.89	
		STAR7	7 x 7 1/2	6 x 6	62.92	68.64	58.08	63.36	53.24	58.08	50.82	55.44	
		STAR8	8 x 8 1/2	7 x 7	82.94	91.52	76.56	84.48	70.18	77.44	66.99	73.92	
	PAGE 6		STAR3	3 x 3 1/2	2 x 2	28.60	31.46	26.40	29.04	24.20	26.62	23.10	25.41
		STAR4	4 x 4 1/2	3 x 3	34.32	37.18	31.68	34.32	29.04	31.46	27.72	30.03	
STATE SHAPE 		CALI5	6 x 5	5 x 3 1/2	40.04	42.90	36.96	39.60	33.88	36.30	32.34	34.66	
		CALI8	6 1/2 x 8	5 1/2 x 6 1/2	62.92	68.64	58.08	63.36	53.24	58.08	50.82	55.44	
	PAGE 6		CALI10	8 x 10	7 x 8 1/2	85.80	102.96	79.20	95.04	72.60	87.12	69.30	83.16
LIGHT BULB 		LTBU5	3 1/2 x 5 1/2	2 1/2 x 4	31.46	34.32	29.04	31.68	26.62	29.04	25.42	27.72	
		LTBU7	4 1/2 x 7 1/2	3 1/2 x 6	49.92	57.20	46.08	52.80	42.24	48.40	40.32	46.20	
	PAGE 6		LTBU10	7 x 10 1/2	6 x 9	71.50	80.08	66.00	73.92	60.50	67.76	57.76	64.68
APPLE/LEAF 		APLF5	4 x 5	3 x 3 1/2	34.32	37.18	31.68	34.32	29.04	31.46	27.72	30.03	
		APLF7	5 1/2 x 7	4 1/2 x 5 1/2	51.48	54.34	47.52	50.16	43.56	45.98	41.58	43.89	
	PAGE 6		APLF8	7 1/2 x 8 1/2	6 1/2 x 7	71.50	77.22	66.00	71.28	60.50	65.34	57.75	62.37

JADE AND BLUE - 20% ADDITIONAL

(8A)

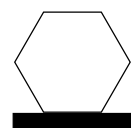
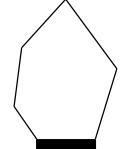
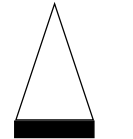
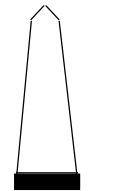
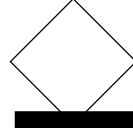

ALL PRICES INCLUDE LASER ENGRAVING

PRODUCT SH	PART N	OVERALL SIZE (W/ BASE)	MAXIMUM IMAGE AREA	1 - 2		3 - 9		10 - 24		25 - 99	
				1/2"	3/4"	1/2"	3/4"	1/2"	3/4"	1/2"	3/4"
NUMBER ONE  PAGE 4	NUMO6	3 1/2 x 6	2 1/2 x 4 1/2	31.46	34.32	29.04	31.68	26.62	29.04	25.42	27.72
	NUMO8	4 1/2 x 8	3 1/2 x 6 1/2	42.90	48.62	39.60	44.88	36.30	41.14	34.66	39.28
	NUMO10	6 1/4 x 10 1/2	5 1/4 x 9	62.92	74.36	58.08	68.64	53.24	62.92	50.82	60.06
	NUMO13	7 1/2 x 13	6 1/2 x 11 1/2	94.38	108.68	87.12	100.32	79.86	91.96	76.24	87.78
	NUMO15	9 x 15	8 x 13 1/2	131.56	148.72	121.44	137.28	111.32	125.84	106.26	120.12
HEART  PAGE 5	HART4	4 x 4 3/4	3 x 3	37.18	40.04	34.32	36.96	31.46	33.88	30.04	32.34
	HART6	6 x 6 1/2	5 x 5	51.48	54.34	47.52	50.16	43.56	45.98	41.58	43.90
	HART7	7 x 7 1/2	6 x 6	62.92	68.64	58.08	63.36	53.24	58.08	50.82	55.44
ELEPHANT  PAGE 5	ELPH6	5 x 6	4 x 4 1/2	51.48	54.34	47.52	50.16	43.56	45.98	41.58	43.90
	ELPH8	7 x 8	6 x 6 1/2	74.36	82.94	68.64	76.56	62.92	70.18	60.06	67.00
	ELPH10	9 x 10	8 x 8 1/2	100.10	108.68	92.40	100.32	84.70	91.96	80.86	87.78
	ELPH14	11 x 14	10 x 12 1/2	148.72	168.74	137.28	155.76	125.84	142.78	120.12	136.30
GLOBE  PAGE 5	GLBE8	6 x 8	5 x 6 1/2	68.64	91.52	63.36	84.48	58.08	77.44	55.44	73.92
	GLBE10	8 x 10 1/2	7 x 9	94.38	125.84	87.12	116.16	79.86	106.48	76.24	101.64
	GLBE13	10 x 13	9 x 11 1/2	120.12	168.74	110.88	155.76	101.64	142.78	97.02	136.30
	GLBE15	12 x 15 1/2	11 x 14	171.60	200.20	158.40	184.80	145.20	169.40	138.60	161.70
CLIPPED TRIANGLE  PAGE 5	CLTR5	4 1/4 x 5 1/2	3 1/4 x 4	34.32	37.18	31.68	34.32	29.04	31.46	27.72	30.04
	CLTR7	6 x 7 3/4	5 x 6 1/4	54.34	62.92	50.16	58.08	45.98	53.24	43.90	50.82
	CLTR9	7 x 9 1/2	6 x 8	74.36	85.80	68.64	79.20	62.92	72.60	60.06	69.30
	CLTR10	8 x 10 1/2	7 x 9	85.80	102.96	79.20	95.04	72.60	87.12	69.30	83.16
PRISM  PAGE 5	PRSM5	4 x 5 1/2	3 1/4 x 4	31.46	34.32	29.04	31.68	26.62	29.04	25.42	27.72
	PRSM7	5 3/4 x 7	4 3/4 x 5 1/2	42.90	48.62	39.60	44.88	36.30	41.14	34.66	39.28
	PRSM8	6 x 8	5 x 6 1/2	57.20	62.92	52.80	58.08	48.40	53.24	46.20	50.82
	PRSM9	7 x 9 1/2	6 x 8	77.22	85.80	71.28	79.20	65.34	72.60	62.38	69.30
	PRSM10	8 x 10 1/2	7 x 9	91.52	102.96	84.48	95.04	77.44	87.12	73.92	83.16
	PRSM11	9 x 11 1/2	8 x 10	102.96	117.26	95.04	108.24	87.12	99.22	83.16	94.72
RECTANGLE  PAGES 3 & 5	RECT5	5 x 5 1/2	4 x 4	37.18	40.04	34.32	36.96	31.46	33.88	30.04	32.34
	RECT59	5 x 9 1/2	4 x 8	51.48	60.06	47.52	55.44	43.56	50.82	41.58	48.52
	RECT68	6 x 8 1/2	5 x 7	60.06	68.64	55.44	63.36	50.82	58.08	48.52	55.44
	RECT8	8 x 11 1/2	7 x 10	122.98	137.28	113.52	126.72	104.06	116.16	99.34	110.88
	RECT10	10 x 14 1/2	9 x 13	171.60	197.34	158.40	182.16	145.20	166.98	138.60	159.40
	RECT11	11 x 16	10 x 14 1/2	203.06	234.52	187.44	216.48	171.82	198.44	164.02	189.42

JADE AND BLUE - 20% ADDITIONAL

(8A)

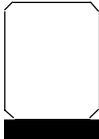

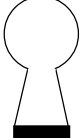



ALL PRICES INCLUDE LASER ENGRAVING

PRODUCT SH	PART N	OVERALL SIZE (W/ BASE)	MAXIMUM IMAGE AREA	1 - 2		3 - 9		10 - 24		25 - 99	
				1/2"	3/4"	1/2"	3/4"	1/2"	3/4"	1/2"	3/4"
HEXAGON  PAGE 3	HEXG4	4 1/2 x 4 3/4	3 1/2 x 3 1/4	34.32	37.18	31.68	34.32	29.04	31.46	27.72	30.04
	HEXG5	5 3/4 x 5 1/2	4 3/4 x 4	42.90	48.62	39.60	44.88	36.30	41.14	34.66	39.28
	HEXG6	7 x 6 1/2	6 x 5	54.34	60.06	50.16	55.44	45.98	50.82	43.90	48.52
	HEXG7	8 1/2 x 7 1/2	7 1/2 x 6	80.08	88.66	73.92	81.84	67.76	75.02	64.68	71.62
	HEXG8	9 x 8 1/2	8 x 7	97.24	108.68	89.76	100.32	82.28	91.96	78.54	87.78
HEXG9	10 1/2 x 9 1/2	9 1/2 x 8	140.14	154.44	129.36	142.56	118.58	130.68	113.20	124.74	
ICE PEAK  PAGE 3	ICPK5	5 x 7 1/4	4 x 5 3/4	51.48	54.34	47.52	50.16	43.56	45.98	41.58	43.90
	ICPK6	6 x 8 1/2	5 x 7	62.92	68.64	58.08	63.36	53.24	58.08	50.82	55.44
	ICPK7	7 1/2 x 10 1/2	6 1/2 x 9	85.80	94.38	79.20	87.12	72.60	79.86	69.30	76.24
	ICPK8	8 x 11 1/2	7 x 10	100.10	114.40	92.40	105.60	84.70	96.80	80.86	92.40
ICPK9	9 x 13	8 x 11 1/2	125.84	143.00	116.16	132.00	106.48	121.00	101.64	115.50	
TALL TRIANGLE  PAGE 3	TLTR5	5 x 7 1/4	4 x 6 3/4	51.48	54.34	47.52	50.16	43.56	45.98	41.58	43.90
	TLTR6	6 x 8 1/2	5 x 7	65.78	71.50	60.72	66.00	55.66	60.50	53.14	57.76
	TLTR7	7 x 9 3/4	6 x 8 1/4	80.08	88.66	73.92	81.84	67.76	75.02	64.68	71.62
	TLTR9	9 x 12 1/2	8 x 11	108.68	131.56	100.32	121.44	91.96	111.32	87.78	106.26
OBELISK  PAGE 3	OBEL6	3 x 6 1/2	2 1/2 x 5	28.60	31.46	26.40	29.04	24.20	26.62	23.10	25.42
	OBEL10	3 x 10 1/2	2 1/2 x 9	40.04	42.90	36.96	39.60	33.88	36.30	32.34	34.66
	OBEL11	4 x 10 1/2	3 1/2 x 9	45.76	51.48	42.24	47.52	38.72	43.56	36.96	41.58
	OBEL12	5 x 12 1/2	4 1/2 x 11	62.92	71.50	58.08	66.00	53.24	60.50	50.82	57.76
	OBEL15	4 x 15	3 1/2 x 14	77.22	85.80	71.28	79.20	65.34	72.60	62.38	69.30
SQUARE DIAMOND  PAGE 3	SQDM5	5 3/4 x 5 1/2	4 3/4 x 4	45.76	48.62	42.24	44.88	38.72	41.14	36.96	39.28
	SQDM7	7 x 7	6 x 6	68.64	74.36	63.36	68.64	58.08	62.92	55.44	60.06
	SQDM8	8 1/2 x 8	7 1/2 x 6 1/2	80.08	91.52	73.92	84.48	67.76	77.44	64.68	73.92
	SQDM10	10 x 9	9 x 7 1/2	102.96	117.26	95.04	108.24	87.12	99.22	83.16	94.72
	SQDM11	11 1/4 x 11	10 1/4 x 9 1/2	131.56	154.44	121.44	142.56	111.32	130.68	106.26	124.74
RECTANGLE CLIPPED POINT  PAGE 3	RCPT5	4 x 5 1/2	3 x 4	34.32	37.18	31.68	34.32	29.04	31.46	27.72	30.04
	RCPT9	4 x 9 1/2	3 x 8	45.76	51.48	42.24	47.52	38.72	43.56	36.96	41.58
	RCPT10	4 x 10 1/2	3 x 9	54.34	60.06	50.16	55.44	45.98	50.82	43.90	48.52
	RCPT11	4 x 11 1/2	3 x 10	60.06	65.78	55.44	60.72	50.82	55.66	48.52	53.14
	RCPT12	4 x 12 1/2	3 x 11	65.78	71.50	60.72	66.00	55.66	60.50	53.14	57.76

(8A)

JADE AND BLUE - 20% ADDITIONAL

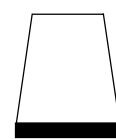
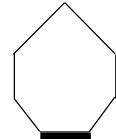
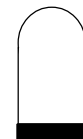

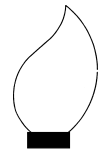
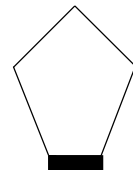
ALL PRICES INCLUDE LASER ENGRAVING

PRODUCT	SH	PART N	OVERALL SIZE (W/ BASE)	MAXIMUM IMAGE AREA	1 - 2		3 - 9		10 - 24		25 - 99	
					1/2"	3/4"	1/2"	3/4"	1/2"	3/4"	1/2"	3/4"
CLIPPED RECTANGLE 		CLRC5	4 x 5 1/2	3 x 4	37.18	40.04	34.32	36.96	31.46	33.88	30.04	32.34
		CLRC7	5 x 7 1/2	4 x 6	51.48	54.34	47.52	50.16	43.56	45.98	41.58	43.90
		CLRC8	6 x 8 1/2	5 x 7	62.92	68.64	58.08	63.36	53.24	58.08	50.82	55.44
		CLRC10	7 x 10	6 x 8 1/2	85.80	94.38	79.20	87.12	72.60	79.86	69.30	76.24
	PAGE 3		CLRC11	8 x 11 1/2	7 x 10	122.98	134.42	113.52	124.08	104.06	113.74	99.34
PINNACLE 		PINN4	4 x 8 1/2	3 x 7	40.04	45.76	36.96	42.24	33.88	38.72	32.34	36.96
		PINN5	5 x 11	4 x 9 1/2	57.20	62.92	52.80	58.08	48.40	53.24	46.20	50.82
		PINN6	6 x 13 1/2	5 x 12	82.94	88.66	76.56	81.84	70.18	75.02	67.00	71.62
		PINN7	7 x 15 1/2	6 x 14	117.26	131.56	108.24	121.44	99.22	111.32	94.72	106.26
	PAGE 4		PINN8	8 x 16 1/2	7 x 15	151.58	171.60	139.92	158.40	128.26	145.20	122.44
KEYHOLE 		KYHL4	4 3/4 x 8 1/2	4 x 7	51.48	57.20	47.52	52.80	43.56	48.40	41.58	46.20
		KYHL5	5 1/4 x 9 1/2	4 1/4 x 8	60.06	68.64	55.44	63.36	50.82	58.08	48.52	55.44
		KYHL7	7 x 12 1/2	6 x 11	97.24	111.54	89.76	102.96	82.28	94.38	78.54	90.10
	PAGE 4		KYHL8	8 x 14 1/2	7 x 13	134.42	151.58	124.08	139.92	113.74	128.26	108.58
TOWER 		TOWR7	3 x 7 1/2	2 1/2 x 6	34.32	37.18	31.68	34.32	29.04	31.46	27.72	30.04
		TOWR9	3 x 9 3/4	2 1/2 x 8 1/4	40.04	42.90	36.96	39.60	33.88	36.30	32.34	34.66
		TOWR12	3 3/4 x 12	3 x 10 1/2	57.20	60.06	52.80	55.44	48.40	50.82	46.20	48.52
	PAGE 4		TOWR14	4 1/2 x 14	3 1/2 x 12 1/2	80.08	88.66	73.92	81.84	67.76	75.02	64.68
STRAIGHT TOWER 		STTW6	4 x 6 1/2	3 x 5	37.18	40.04	34.32	36.96	31.46	33.88	30.04	32.34
		STTW7	4 x 7 1/2	3 x 6	42.90	45.76	39.60	42.24	36.30	38.72	34.66	36.96
		STTW8	4 x 8 1/2	3 x 7	48.62	51.48	44.88	47.52	41.14	43.56	39.28	41.58
		STTW9	4 x 9 1/2	3 x 8	54.34	57.20	50.16	52.80	45.98	48.40	43.90	46.20
		STTW10	4 x 10 1/2	3 x 9	65.78	68.64	60.72	63.36	55.66	58.08	53.14	55.44
	PAGE 4		STTW12	4 x 12 1/2	3 x 11	80.08	82.94	73.92	76.56	67.76	70.18	64.68
SLANT TOWER 		SLTW5	4 x 5 3/4	3 x 4 1/4	34.32	37.18	31.68	34.32	29.04	31.46	27.72	30.04
		SLTW7	4 x 7 1/2	3 x 6	40.04	42.90	36.96	39.60	33.88	36.30	32.34	34.66
		SLTW8	4 x 8 1/2	3 x 7	45.76	48.62	42.24	44.88	38.72	41.14	36.96	39.28
		SLTW9	4 x 9 1/2	3 x 8	51.48	54.34	47.52	50.16	43.56	45.98	41.58	43.90
		SLTW10	4 x 10 3/4	3 x 9 1/4	57.20	60.06	52.80	55.44	48.40	50.82	46.20	48.52
	PAGE 4		SLTW13	4 x 13	3 x 11 1/2	65.78	71.50	60.72	66.00	55.66	60.50	53.14

(8A)

JADE AND BLUE - 20% ADDITIONAL

ALL PRICES INCLUDE LASER ENGRAVING

PRODUCT	SH	PART N	OVERALL SIZE (W/ BASE)	MAXIMUM IMAGE AREA	1 - 2		3 - 9		10 - 24		25 - 99	
					1/2"	3/4"	1/2"	3/4"	1/2"	3/4"	1/2"	3/4"
WIDE TOWER 		WTWR5	5 x 7 1/2	4 x 6	48.62	54.34	44.88	50.16	41.14	45.98	39.28	43.90
		WTWR7	7 x 9 1/2	6 x 8	80.08	91.52	73.92	84.48	67.76	77.44	64.68	73.92
		WTWR8	8 x 10 1/2	7 x 9	114.40	131.56	105.60	121.44	96.80	111.32	92.40	106.26
		WTWR9	9 x 12 1/2	8 x 11	137.28	157.30	126.72	145.20	116.16	133.10	110.88	127.06
	PAGE 4		WTWR10	10 x 14	9 x 12 1/2	171.60	194.48	158.40	179.52	145.20	164.56	138.60
MARQUIS 		MARQ6	6 x 8 1/4	5 x 6 3/4	62.92	68.64	58.08	63.36	53.24	58.08	50.82	55.44
		MARQ7	7 x 9 1/2	6 x 8	80.08	91.52	73.92	84.48	67.76	77.44	64.68	73.92
		MARQ8	8 x 11	7 x 9 1/2	91.52	108.68	84.48	100.32	77.44	91.96	73.92	87.78
		MARQ9	9 x 12	8 x 10 1/2	125.84	143.00	116.16	132.00	106.48	121.00	101.64	115.50
	PAGE 4		MARQ10	10 x 13 3/4	9 x 12 1/4	160.16	180.18	147.84	166.32	135.52	152.46	129.36
DOME 		DOME4	4 x 6 1/2	3 x 5	37.18	40.04	34.32	36.96	31.46	33.88	30.04	32.34
		DOME5	5 x 7 1/2	4 x 6	51.48	54.34	47.52	50.16	43.56	45.98	41.58	43.90
		DOME59	5 x 9 1/2	4 x 8	57.20	62.92	52.80	58.08	48.40	53.24	46.20	50.82
		DOME6	6 x 8 1/2	5 x 7	65.78	71.50	60.72	66.00	55.66	60.50	53.14	57.76
	PAGE 4		DOME7	7 x 9 1/2	6 x 8	85.80	94.38	79.20	87.12	72.60	79.86	69.30
ROUNDED RECTANGLE 		RREC5	5 x 7 1/2	4 x 6	51.48	54.34	47.52	50.16	43.56	45.98	41.58	43.90
		RREC6	6 x 8 1/2	5 x 7	57.20	62.92	52.80	58.08	48.40	53.24	46.20	50.82
		RREC7	7 x 9 1/2	6 x 8	82.94	91.52	76.56	84.48	70.18	77.44	67.00	73.92
		RREC8	8 x 11	7 x 9 1/2	117.26	131.56	108.24	121.44	99.22	111.32	94.72	106.26
	PAGE 4		RREC9	9 x 12 1/2	8 x 11	143.00	160.16	132.00	147.84	121.00	135.52	115.50
FLAME 		FLME7	4 1/2 x 7 1/2	3 1/2 x 6	48.62	51.48	44.88	47.52	41.14	43.56	39.28	41.58
		FLME8	5 1/4 x 8 1/2	4 1/4 x 7	60.06	65.78	55.44	60.72	50.82	55.66	48.52	53.14
		FLME9	5 3/4 x 9 3/4	4 3/4 x 8 1/4	74.36	82.94	68.64	76.56	62.92	70.18	60.06	67.00
	PAGE 4		FLME12	7 1/2 x 12	6 1/2 x 10 1/2	88.66	100.10	81.84	92.40	75.02	84.70	71.62
WIDE PINNACLE 		WPIN5	4 x 5 1/2	3 x 4	34.32	40.04	31.68	36.96	29.04	33.88	27.72	32.34
		WPIN7	5 x 7 1/2	4 x 6	42.90	48.62	39.60	44.88	36.30	41.14	34.66	39.28
		WPIN8	6 x 8 1/2	5 x 7	62.92	68.64	58.08	63.36	53.24	58.08	50.82	55.44
		WPIN9	7 x 9 1/2	6 x 8	77.22	85.80	71.28	79.20	65.34	72.60	62.38	69.30
		WPIN10	8 x 10 1/2	7 x 9	94.38	102.96	87.12	95.04	79.86	87.12	76.24	83.16
	PAGE 4		WPIN12	9 1/2 x 12 1/2	8 1/2 x 11	122.98	131.56	113.52	121.44	104.06	111.32	99.34

(8A)

JADE AND BLUE - 20% ADDITIONAL